






STAHLWERK THÜRINGEN - Walzplan | Rolling Plan | Plan de Laminage 2018

	12	13	14	15	16	nächste KW   next cw
HE 	100				816	
	120	810			814	17
	140		813		815	
	160		813		815	
	180		812		815	
	200		812		816	
	220		812		814	
	240	811			815	
	260		811		814	
	280			813		19
	300			812		19
	320			812		19
	340			813		June
	360			813		June
	400			812		19
	IPE 	120				
140						17
160						17
180		811				17
200				814		19
220					814	
240					814	
270					815	
300				813		20
330						815
360					814	
400			812			18
450			811			18
500		811				18
550		811			18	
UPN 	100	811				17
	120	810				17
	140					17
	160					17
	180	811				17
	200					814
	220				814	
	240				815	
	260				814	
	280				814	
	300					816
	320					20
	350		812			18
	400		811			18
UPE 	120	810				17
	140					17
	160					17
	180	810				17
	200					814
	220				814	
	240				815	
	270				815	
	300					815
	330					20
360	812				June	
400	811				18	
SW 	82/54					22

yellow marked rollings are almost full

red marked rollings are closed