






STAHLWERK THÜRINGEN - Walzplan | Rolling Plan | Plan de Laminage 2017

	30/31	32	33	34	35	36	nächste KW next cw
HE 	100					736	
	120		732		733		
	140			733			38
	160		733				38
	180		732	732A			
	200		732		733	736	
	220					735	
	240					734	39
	260					735	
	280					735	
	300		732			735	
	320						736
	340					735	
	360					735	
	IPE 	120					736
140							37
160			732				37
180						736	
200			732				38
220				733			
240				733			
270					734		
300				733			38
330					734		
360					734		
400			732			735	
450						734	
500						735	
550						735	
UPN 	100						37
	120						37
	140						37
	160					736	
	180						37
	200				733		
	220				734		
	240				734		
	260				734		
	280				734		
	300				734A		
	320				733		
	350					735	
400		732					
UPE 	120						37
	140						37
	160						37
	180						37
	200				733		
	220				734		
	240				734		
	270				734		
	300				734		
	330						41
	360						39
400		735					
SW 	82/54						42

yellow marked rollings are almost full

red marked rollings are closed